


HEAVY DUTY PIPE WRENCHES

The Heavy Duty wrenches from EGA Master are specially designed for the most demanding industrial applications such as mining, oil, aerospace and automotive industries.



Made of accurate ductile casting APC


UNLIMITED GUARANTEE

1. Full floating forged hook jaw for fast ratcheting action.

2. Graduations on hook jaw show approximate size of opening for different pipe sizes.



3. Replaceable, twice hardened alloy steel jaws. Precision-milled, biased tooth design maximizes gripping strength and tool life.



4. Riveted jaw.



5. Adjustable opening by knurled nut for easy one-handed operation.

6. Large flange prevents nut from being inadvertently rotated when wrench is set down.



7. Extra large self-cleaning threads.



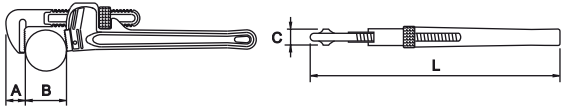
8. Ductile casting APC I-Beam handle with maximum strength and minimal weight, which exceeds in 180% the federal GGG-W-651-E Type II Class A standard requirements.

9. Wide gripping surface for increased comfort.

10. Month and year of manufacturing laser engraved on the tool for proper traceability.

11. Convenient hanging hole for easy storage. Enlarged handle end helps prevent slippage.

■ HEAVY DUTY PIPE WRENCH



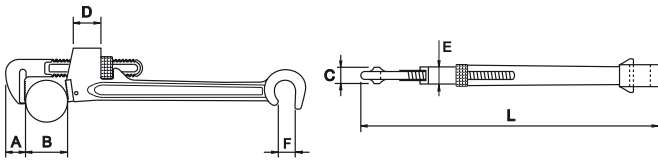
COD.	L (inch)	L (mm)	A (mm)	B (inch)	C (mm)	Kg		
61299	-	6	160	13	3/4	11	0,2	
61014	8	200	15	1	14	0,4		
61015	10	270	20	1.1/2	17	0,8		●
61016	* 12	320	23	2	20	1,3		
61017	14	360	25	2	23	1,7	1	
61018	18	450	28	2.1/2	26	2,6		
61019	24	600	33	3	29	4,5		
61020	36	900	43	5	33	9,5		-
61021	-	48	1200	55	6	35	14	
61045	60	1300	85	8	41	20		

*: Made of accurate ductile casting APC

Type II | Class A | GGG-W-651-E | Registered model



■ REFINERY PIPE AND VALVE WRENCH

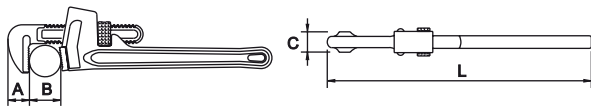


COD.	L (inch)	L (mm)	A (mm)	B (inch)	C (mm)	D (mm)	E (mm)	F (mm)	F (inch)	Kg		
57580	8	250	15	1/8-1	14	27	17	20	3/4	0,5		
57581	10	300	20	1/8-1.1/2	17	32	20	13	1/2	0,8	1	●
57582	12	300	22	1/8-1.1/2	20	32	22	13	1/2	1,0		

Type II | Class A | GGG-W-651-E



■ RAP

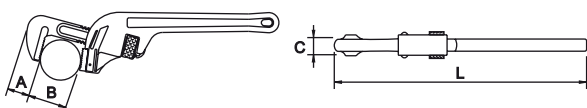


COD.	L (inch)	A (mm)	B (inch)	C (mm)	Kg		
61376	10	20	1.1/2	17	0,9	6	●

Type II | Class A | GGG-W-651-E



■ OFFSET HEAVY DUTY PIPE WRENCH

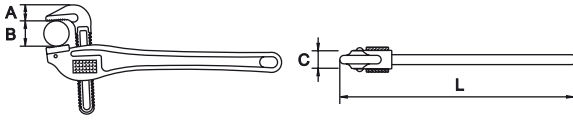


COD.	L (inch)	A (mm)	B (inch)	C (mm)	Kg		
61029	8	16	1	20	0,35		
61030	10	20	1.1/2	23	0,80	6	
61031	12	22	2	26	1,30		●
61032	14	25	2	29	1,54	5	
61033	18	27	2.1/2	33	2,30	3	
61034	24	31	3	35	4,0	1	-

Type VI | GGG-W-651-E



■ **OFFSET PIPE WRENCH 90°**

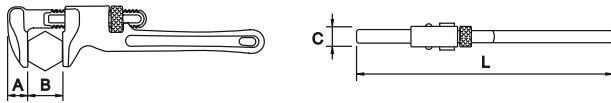


COD.	L (inch)	A (mm)	B (inch)	C (mm)			
61377	14	25	2	23	1,60	2	●
61378	18	29	2.1/2	26	2,70	1	-

Type II | Class A | GGG-W-651-E



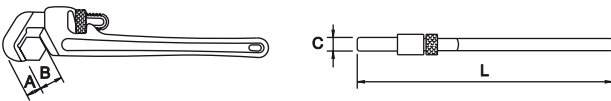
■ **SPUD WRENCH**



COD.	L (inch)	A (mm)	B (inch)	C (mm)			
61369	12	24	2.5/8	16	1,2	6	●



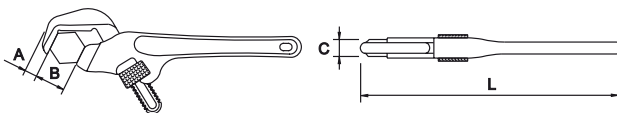
■ **HEX PIPE WRENCH**



COD.	L (inch)	A (mm)	B (inch)	C (mm)			
61368	14.1/2	29	5/8-1.1/4	14	2,1	3	●



■ **HEXAGONAL OFFSET PIPE WRENCH**



COD.	L (inch)	A (mm)	B (inch)	C (mm)			
61367	9.1/2	14	1.1/8-2.5/8	9,5	0,7	6	●



FEATURES

- 60" All 60" wrenches on the market have a length shorter than their nominal size as it is not a standardized measurement, in order to reduce their weight
- Forged movable jaw with ratchet effect
- Graduated jaw for quick adjustment
- Replaceable lower jaw made of steel alloy. Beveled teeth, precisely milled for optimal grip and greater durability
- Exceeds the specifications of the American standard GGG-W651e by 180%

TECHNICAL SPECIFICATIONS

	Handle	Ductile cast iron (nodular)
MATERIAL	Heel jaw	Steel alloy
	Movable jaw	Cr-V
	Handle	120-160Hb
HARDNESS	Heel jaw	55-60 HRC
	Teeth of the movable jaw	55-60 HRC
	Handle	Painted in Epoxy powder red color RAL-2002 semi-texturized
FINISHING	Heel & Movable jaw	Black finished

HEAVY DUTY ALUMINIUM



UNLIMITED GUARANTEE

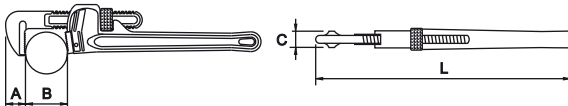
1. They are composed of **TITALUM®** special aluminium alloy, which makes the wrench up to 50% lighter.

2. **TITALUM®** alloy provides extra resistance, exceeding the strictest standard GGG-W-651 E, Type II Class C by more than 30%.

3. Electro Epoxy Powder. painting for additional **resistance to shock and friction**

4. Month and year of manufacturing laser engraved on the tool for proper traceability.

ALUMINIUM PIPE WRENCH



COD.	L (inch)	A (mm)	B (inch)	C (mm)	Kg	Icon 1	Icon 2
61044	10	20	1.1/2	17	0,5		6
61023	12	23		20	0,8		•
61024	14	25		23	0,9		3
61025	18	28	2.1/2	26	1,6		
61026	24	33	3	29	2,5		
61027	36	43	5	33	5,0		1
61028	48	55	6	35	8,1		•



TITALUM® | Type II | Class C | GGG-W-651-E | Registered model

HEAVY DUTY ALUMINIUM SPARE PARTS



COD.	Description	L (inch)
85085		6
81022		8
81023		10
81024		12
81025	Spring Set	14
81026		18
81027		24
81028		36
81031		48
81674		60



COD.	Description	L (inch)
85083		6
81015		8
81016		10
81017		12
81018	Nut	14
81019		18
81020		24
81021		36
81030		48
81672		60

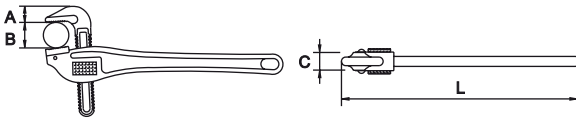


COD.	Description	L (inch)
85084		6
81008		8
81009		10
81010		12
81011	Heel Jaw	14
81012		18
81013		24
81014		36
81029		48
81673		60



COD.	Description	L (inch)
85082		6
81001		8
81002		10
81003		12
81004	Hook Jaw	14
81005		18
81006		24
81007		36
81000		48
81671		60

■ ALUMINIUM OFFSET PIPE WRENCH 90°



COD.	L (inch)	A (mm)	B (inch)	C (mm)	Kg	Icon 1	Icon 2
61363	14	25	2	28	0,8	6	●
61364	18	28	2.1/2	39	1,2	2	-
61365	24	34	3	42	2,2	1	-



TITALUM® | Type II | Class C | GGG-W-651-E

■ OFFSET PIPE WRENCH 90° SPARE PART



COD.	Description	L (inch)
87096	Spring Set	14
87097		18
87098		24

COD.	Description	L (inch)
87099	Nut	14
87100		18
87101		24

COD.	Description	L (inch)
87102	Heel Jaw	14
87103		18
87104		24

COD.	Description	L (inch)
87105	Hook Jaw	14
87106		18
87107		24

■ KITS

COD.	L (inch)	PCS.	COD. PCS.
88962	14	4	87096, 87099, 87102, 87105
88963	18		87097, 87100, 87103, 87106
88964	24		87098, 87101, 87104, 87107

FEATURES

- 60" All 60" wrenches on the market have a length shorter than their nominal size as it is not a standardized measurement, in order to reduce their weight
- Forged movable jaw with ratchet effect
- Graduated jaw for quick adjustment
- Replaceable lower jaw made of steel alloy. Beveled teeth, precisely milled for optimal grip and greater durability
- Exceeds the specifications of the American standard GGG-W651e by 180%

TECHNICAL SPECIFICATIONS

MATERIAL	Handle	Cast aluminium alloy titalum®
	Heel jaw	Steel alloy
	Movable jaw	Forged steel
HARDNESS	Handle	100-110Hb
	Heel jaw	55-60 HRC
	Teeth of the movable jaw	55-60 HRC
FINISHING	Handle	Painted in grey color with metal powder semi-texturized
	Heel & Movable jaw	Black finished